


FEATURES

- Display widely by raster with colorful and fine lines.
- Wide range power supply and low power consumption.
- Single module structure, easy to install.
- Used to measure and display DC or AC value.



[Http://www.barmeter.com](http://www.barmeter.com)

DESCRIPTIONS

- **Input Mode:** Current, Voltage, Rheostat
- **Max. Input Over Capability :** 2× Input value
- **Input Resistance Via For Volt Meter :** > 500KΩ
- **Resistance Via For Current Meter :** < 50Ω
- **Measuring Accuracy :**
 - 1. Current, Voltage ±0.5% F. S. ±1Segment
 - 2. Rheostat ±1.0% F. S. ±1Segment
- **Effective Beam Number :** 2X101 Segments
- **Bargraph Length :** 90 mm
- **Segment pitch:** 0.9 mm
- **Bargraph Width :** 4.2 mm
- **Zero and Full Adjust Ratio :** ±10~20%
- **Power Supply and Range :** Normal: DC5V ±10%
Optional: DC12V (10~15V)
DC24V (20~28V)
- **Power Consumption :** ≤700mW(F.S.)
- **Environment :** -30~70℃ & <85%RH
- **Insulating Intension (Isolated Power):** DC1000V 1min

CONNECTION DIAGRAM

Symbol	No.	Wire color	Definition
GND	1	Black	Power Supply(-)
LIN(-)	2	Blue	Left Input low
LIN(+)	3	Yellow	Left Input high
Vcc	4	Red	Power Supply(+)
RIN(-)	5	White	Right Input low
RIN(+)	6	Amethyst	Right Input high

ORDER CODE

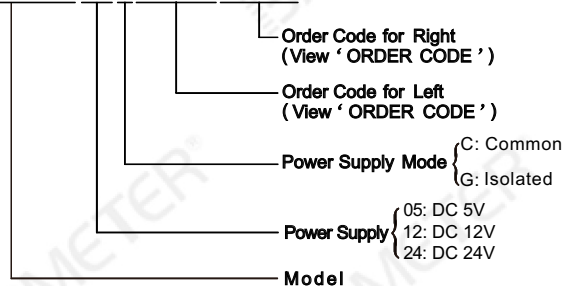
Bar color	0~5V	1~5V	0~10mA	4~20mA	0~10V	Rheostat 2~10KΩ
Left Red	L8111	L8112	L8113	L8114	L8115	L8116
Right Red	R8111	R8112	R8113	R8114	R8115	R8116
Left Green	L8211	L8212	L8213	L8214	L8215	L8216
Right Green	R8211	R8212	R8213	R8214	R8215	R8216
Left R(G)*	L8311	L8312	L8313	L8314	L8315	L8316
Right R(G)*	R8311	R8312	R8313	R8314	R8315	R8316
Left G(R)*	L8411	L8412	L8413	L8414	L8415	L8416
Right G(R)*	R8411	R8412	R8413	R8414	R8415	R8416

* Contiguous 9 red segments and 1 green segment cling together

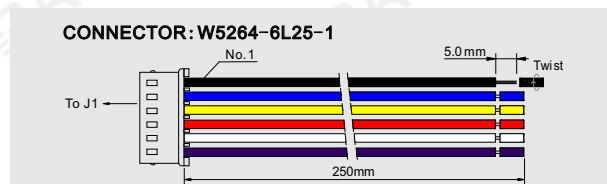
* Contiguous 9 green segments and 1 red segment cling together

MODEL AND ORDERING CODE

AS2101P-9004F 05 C L81116 R82116



ACCESSORY



DIMENSION

